

ANNEX IV

Template periodic disclosure for the financial products referred to in Article 8, paragraphs 1, 2 and 2a, of Regulation (EU) 2019/2088 and Article 6, first paragraph, of Regulation (EU) 2020/852

Product name: East Capital Global Frontier Markets

Legal entity identifier: 529900BU1L0LYGB5HV80

Environmental and/or social characteristics

Did this financial product have a sustainable investment objective?

Yes

It made **sustainable investments with an environmental objective**: ___%

in economic activities that qualify as environmentally sustainable under the EU Taxonomy

in economic activities that do not qualify as environmentally sustainable under the EU Taxonomy

It made **sustainable investments with a social objective**: ___%

No

It **promoted Environmental/Social (E/S) characteristics** and while it did not have as its objective a sustainable investment, it had a proportion of 88.7% of sustainable investments

with an environmental objective in economic activities that qualify as environmentally sustainable under the EU Taxonomy

with an environmental objective in economic activities that do not qualify as environmentally sustainable under the EU Taxonomy

with a social objective

It promoted E/S characteristics, but **did not make any sustainable investments**

Sustainable investment means an investment in an economic activity that contributes to an environmental or social objective, provided that the investment does not significantly harm any environmental or social objective and that the investee companies follow good governance practices.

The **EU Taxonomy** is a classification system laid down in Regulation (EU) 2020/852, establishing a list of **environmentally sustainable economic activities**. That Regulation does not include a list of socially sustainable economic activities. Sustainable investments with an environmental objective might be aligned with the Taxonomy or not.



Sustainability indicators measure how the environmental or social characteristics promoted by the financial product are attained.

To what extent were the environmental and/or social characteristics promoted by this financial product met?

Environmental and social characteristics promoted by this Sub-Fund were considered and addressed via our proprietary ESG analysis, which includes an ESG and SDG assessment. Environmental characteristics include, but are not limited to the reduction of greenhouse gas emissions and the transition to a Net Zero economy, improved energy efficiency and increased use of renewable energy sources. Examples of social characteristics promoted by this Sub-Fund include gender diversity, responsible supply chain management and protection of labour rights, and health and safety issues.

● ***How did the sustainability indicators perform?***

To structure the review of relevant and material ESG risks and opportunities promoted, the Investment Manager uses a proprietary ESG Scorecard which comprises a Red Flag Analysis and ESG related questions, some of which consider the principal adverse impacts (PAI) indicators. The ESG Scorecard also has an SDG module to assess revenue alignment with the UN Sustainable Development Goals (SDGs). The weighted average environmental and social score of the fund was 86 and 90 respectively. Moreover, the weighted average ESG score was 78.5 as of 31 December 2025. 13.3% of the Sub-Fund's NAV addressed at least one environmental SDG and 64.7% addressed at least one social SDG.

● ***...and compared to previous periods?***

The weighted average environmental and social score of the fund improved by 5.3% and 3.1%, respectively, compared with last year's portfolio as of year-end 2024. Moreover, the weighted average ESG score improved by 0.3% during the same period. The Sub-Fund's contribution to at least one environmental and one social SDG decreased from 20.2% (E) and 71.2% (S) in 2024 to 13.2% (E) and 64.2% (S) in 2025—a decrease of 34.5% and 9.7%, respectively.

● ***What were the objectives of the sustainable investments that the financial product partially made and how did the sustainable investment contribute to such objectives?***

The objectives of the sustainable investments that the Sub-Fund intended to make included environmental objectives, such as improved energy efficiency, increased use of renewable energy, reduced greenhouse gas emissions and other environmental objectives as outlined in the UN SDGs. Social objectives included tackling inequality and strengthening labor relations and other social objectives as outlined in the UN SDGs.

The sustainable investments contributed to the environmental and social objectives by directly addressing any of the objectives in their operations, by enabling such activities, or by themselves being part of the transition through changing their practices and policies (for example, by reducing greenhouse gas emissions). The contribution to the environmental and social objectives are included and reflected in the proprietary ESG Score. Please refer to the Asset allocation section to see the proportion of sustainable investment for the Sub-Fund.

● ***How did the sustainable investments that the financial product partially made not cause significant harm to any environmental or social sustainable investment objective?***

Principal adverse impacts are the most significant negative impacts of investment decisions on sustainability factors relating to environmental, social and employee matters, respect for human rights, anti-corruption and anti-bribery matters.

The Investment Manager ensures that any sustainable investments do not cause significant harm through the Red Flag Analysis, norms-based (controversy) screening, and sector-based screening, which are all part of the "Three-Step-Test" for defining sustainable investments. The Red Flag Analysis consists of a set of questions which the Investment Manager deems to be crucial to consider for ensuring that investments do not cause significant harm. The questions are related to corporate governance, ethics, and corruption, and also cover international norms and standards, as well as severe and/or systematic environmental or social controversies. One question specifically addresses the Principal Adverse Impact (PAI) indicators, which are outlined in Annex I of Regulation (EU) 2019/2088. In order to assess the PAI indicators, the Investment Manager incorporates data from an external service provider that compares the PAI indicators for each company with a range of peer companies.

How were the indicators for adverse impacts on sustainability factors taken into account?

Indicators for adverse impacts are included in the Investment Manager's proprietary ESG Scorecards, which are completed by the Investment Manager and verified by the ESG function, and in the norms-based screening.

Were sustainable investments aligned with the OECD Guidelines for Multinational Enterprises and the UN Guiding Principles on Business and Human Rights? Details:

As part of the controversy (norms-based) screening, companies are assessed in terms of compliance with international norms, standards and underlying conventions. The controversy (norms-based) screening is intended to capture severe, systemic and structural violations of international norms as enshrined by the UN Global Compact Principles. The assessments are underpinned by references to the OECD Guidelines for Multinational Enterprises and the UN Guiding Principles on Business and Human Rights, as well as their underlying conventions.

Upon new investment during the year, the Investment Manager confirmed the status of the new holding in regard to norms and controversies. The ESG function also verified the compliance of the Sub-Fund portfolio quarterly; this process highlights any company identified on the Watchlist or assessed as Non-Compliant. This review process is based on the results of the norms-based screening, information that has been publicly disclosed by issuers, as well as other relevant information that may have come to the attention of the Investment Manager. No company in the Sub-Fund was assessed as non-compliant or placed on the watchlist.

The EU Taxonomy sets out a “do not significant harm” principle by which Taxonomy-aligned investments should not significantly harm EU Taxonomy objectives and is accompanied by specific Union criteria.

The “do no significant harm” principle applies only to those investments underlying the financial product that take into account the EU criteria for environmentally sustainable economic activities. The investments underlying the remaining portion of this financial product do not take into account the EU criteria for environmentally sustainable economic activities.

Any other sustainable investments must also not significantly harm any environmental or social objectives.



How did this financial product consider principal adverse impacts on sustainability factors?

Analysts and portfolio managers are responsible for considering PAI indicators when holistically assessing company quality and for answering the PAI-related question in the Red Flag Analysis, pre-investment. In case the PAI indicators are not available, analysts and portfolio managers are expected to make their best efforts to ensure that there are no unacceptably high risks related to principal adverse impacts on sustainability factors. The Sub-Fund considered principal adverse impacts on sustainability factors on a best effort basis given limitation in data availability.



What were the top investments of this financial product?

Largest investments	Sector	% Assets	Country
Nova Ljubljanska Banka d.d.	Financials	8%	Slovenia
Safaricom Plc	Telecommunications	6%	Kenya
Mobile World Investment Corp	Cyclical consumer goods	5%	Vietnam
Commercial Intl Bank Ltd DR	Financials	5%	Egypt
Halyk Savings Bk of Kazak	Financials	5%	Kazakhstan
Guaranty Trust Holding Co Plc	Financials	4%	Nigeria
Fawry For Bk Tec&Ele Paym	Financials	4%	Egypt
KCB Group Limited	Financials	3%	Kenya
FPT Corp	Technologies	3%	Vietnam
Asia Cial JSB	Financials	3%	Vietnam
TECOM Group PJSC	Real estate	3%	UAE
TBC Bank Group Plc	Financials	3%	Georgia
Meezan Bank Ltd	Financials	3%	Pakistan
Zenith Bank Plc	Financials	3%	Nigeria
Lion Finance Group Plc Reg	Financials	3%	Georgia

The list includes the investments constituting **the greatest proportion of investments** of the financial product during the reference period which is: 2025-12-31

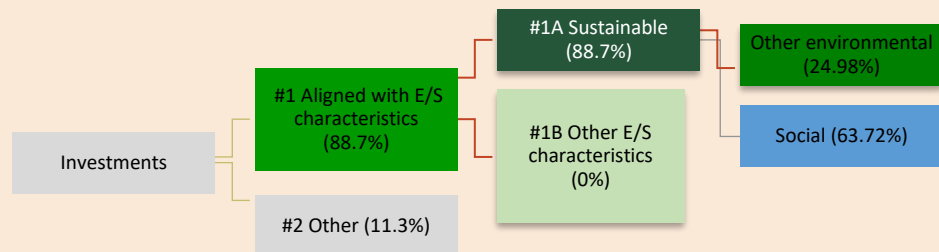


What was the proportion of sustainability-related investments?

The proportion of Sustainable investment was 88.7% as of 31 December 2025.

● *What was the asset allocation?*

The proportion of investments aligned with E/S characteristics and Other, amounted to 88.7% and 11.3% respectively. The proportion of Sustainable investments and Other E/S characteristics amounted to 88.7% and 0% respectively. Moreover, the split between Other environmental, 24.98% and Social investments 63.72% was tilted towards sustainable investment with a social objective.



#1 Aligned with E/S characteristics includes the investments of the financial product used to attain the environmental or social characteristics promoted by the financial product.

#2 Other includes the remaining investments of the financial product which are neither aligned with the environmental or social characteristics, nor are qualified as sustainable investments.

The category **#1 Aligned with E/S characteristics** covers:

- The sub-category **#1A Sustainable** covers environmentally and socially sustainable investments.
- The sub-category **#1B Other E/S characteristics** covers investments aligned with the environmental or social characteristics that do not qualify as sustainable investments.

● *In which economic sectors were the investments made?*

Sector	Weights
Financials	57%
Real estate	10%
Telecommunications services	9%
Cyclical consumer goods	9%
Technologies	9%
Healthcare	2%
Raw materials	2%
Non-cyclical consumer goods	2%
Industrials	1%



To what extent were the sustainable investments with an environmental objective aligned with the EU Taxonomy?

Given the evolving methodology and lack of detailed disclosure, the Investment Manager assesses that the Sub-Fund does not have any alignment with the EU taxonomy. Therefore, the proportion of investments aligned with the EU Taxonomy is measured to be 0%.

● Did the financial product invest in fossil gas and/or nuclear energy related activities complying with the EU Taxonomy¹?



Yes:



In fossil gas

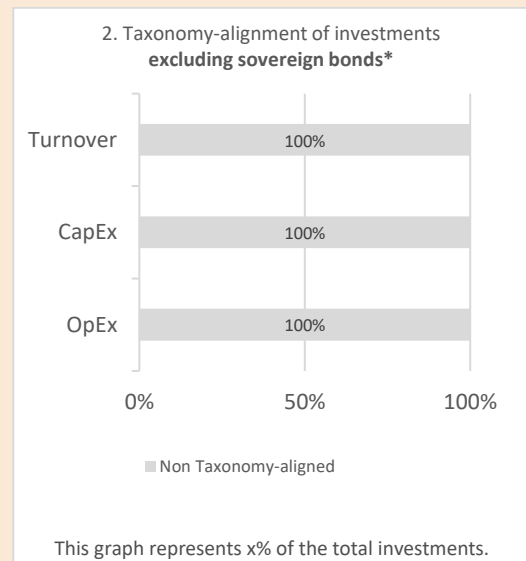



In nuclear energy



No

The graphs below show in green the percentage of investments that were aligned with the EU Taxonomy. As there is no appropriate methodology to determine the taxonomy-alignment of sovereign bonds*, the first graph shows the Taxonomy alignment in relation to all the investments of the financial product including sovereign bonds, while the second graph shows the Taxonomy alignment only in relation to the investments of the financial product other than sovereign bonds.



* For the purpose of these graphs, 'sovereign bonds' consist of all sovereign exposures.

¹ Fossil gas and/or nuclear related activities will only comply with the EU Taxonomy where they contribute to limiting climate change ("climate change mitigation") and do not significantly harm any EU Taxonomy objective - see explanatory note in the left hand margin. The full criteria for fossil gas and nuclear energy economic activities that comply with the EU Taxonomy are laid down in Commission Delegated Regulation (EU) 2022/1214.

● **What was the share of investments made in transitional and enabling activities?**

Not applicable. The Investment Manager did not assess that any investments were made in transitional or enabling activities, partly due to the evolving methodology and lack of detailed disclosure.

● **How did the percentage of investments that were aligned with the EU Taxonomy compare with previous reference periods?**

Not applicable.



What was the share of sustainable investments with an environmental objective not aligned with the EU Taxonomy?

The share of sustainable investments with an environmental objective not aligned with the EU Taxonomy amounted to 24.98%.



What was the share of socially sustainable investments?

The share of socially sustainable investments amounted to 63.72%.



What investments were included under “other”, what was their purpose and were there any minimum environmental or social safeguards?

Cash positions necessary for ancillary liquidity. Furthermore, investments included under “other” are investments the Investment Manager classifies as not sustainable or as aligned with E/S characteristics, where there is a very compelling investment rationale to do so and/or companies that were not covered by an ESG analysis. Companies included under “other” were involved in activities related to commercial and Islamic banking (retail/SME lending and deposits), brokerage and investment services, payments and money-transfer/fintech, industrial manufacturing (including steel and construction materials), engineering and construction/contracting, automotive assembly, and gold mining, among other sectors.



are sustainable investments with an environmental objective that **do not take into account the criteria** for environmentally sustainable economic activities under Regulation (EU) 2020/852.



What actions have been taken to meet the environmental and/or social characteristics during the reference period?

Sustainability considerations were integrated into the investment process through East Capital's sustainability analysis, which is a key part of the broader company evaluation framework. The fund's investments were assessed against East Capital's sustainability criteria, including the consideration of relevant Principal Adverse Impact indicators, and were screened in line with East Capital's exclusion criteria. These measures supported the fund's alignment with its environmental and social characteristics during the reference period.

East Capital's active ownership activities during 2025 were implemented through focused engagement dialogues addressing environmental and governance topics identified as material.

On the environmental side, we carried out engagement linked to deforestation expectations, including a campaign focused on corporate deforestation commitments. We also participated in the 2025 CDP Non Disclosure Campaign, including lead engagement outreach encouraging companies to disclose through CDP's reporting framework, with specific focus on deforestation related disclosure as part of the campaign.

On the governance side, engagements focused on improving transparency, shareholder rights, and board effectiveness. This included dialogue with issuers on investor communication and transparency, including requests for improved transparency in investor communication, as well as engagement on corporate governance concerns related to related party transactions and governance practices. We also engaged on board matters, including discussions around board member independence definitions and board composition, and we raised concerns related to voting structures and shareholder rights, including cumulative voting practices in board elections.

Voting activity formed part of the fund's stewardship approach during the year. In one case, we abstained on a board nomination proposal in connection with concerns regarding board gender diversity, noting that the board consisted of only male directors.

These engagement activities reflect East Capital's approach to implementing the fund's environmental and social characteristics during the year, while also using governance engagement as an enabling lever to strengthen accountability, disclosure and delivery. The engagements were conducted through focused issuer dialogue, both internally led and through collaborative initiatives where relevant, and emphasized improved oversight, transparency and measurable sustainability outcomes.

